

Product Roadmap Update



XENETA

Sarah Oliver, VP Product

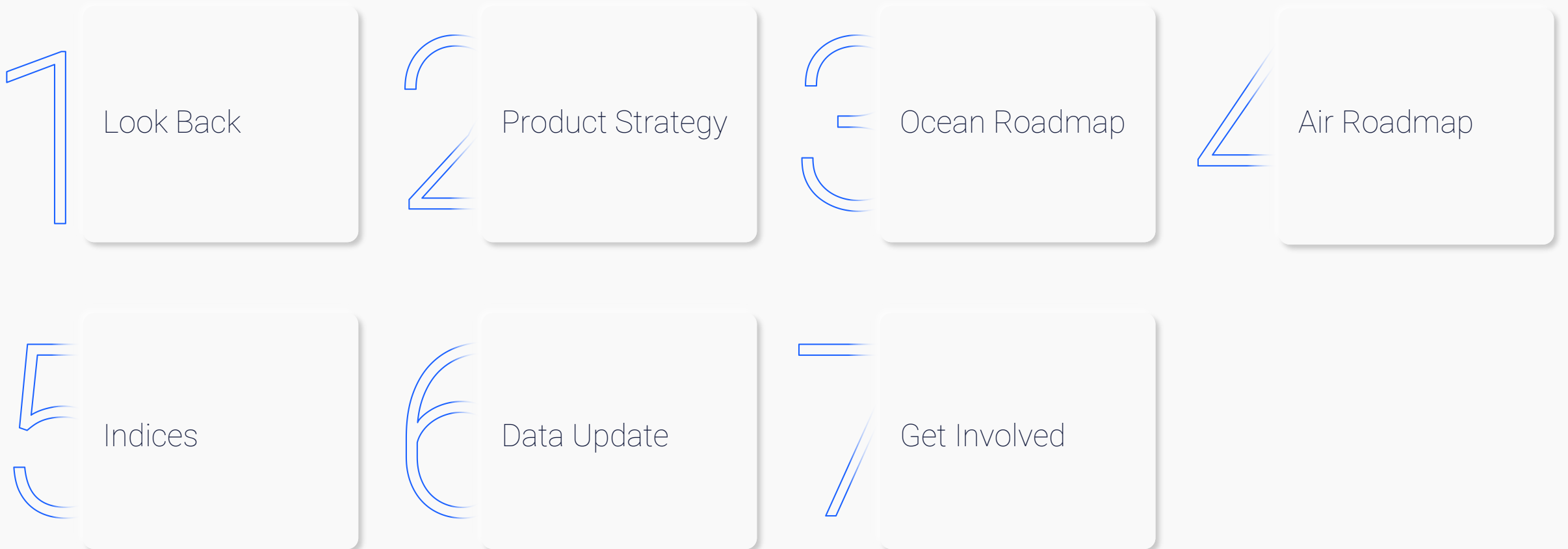
December 2021

Meet the Presenter



Sarah Oliver
VP of Product
Xeneta

Agenda

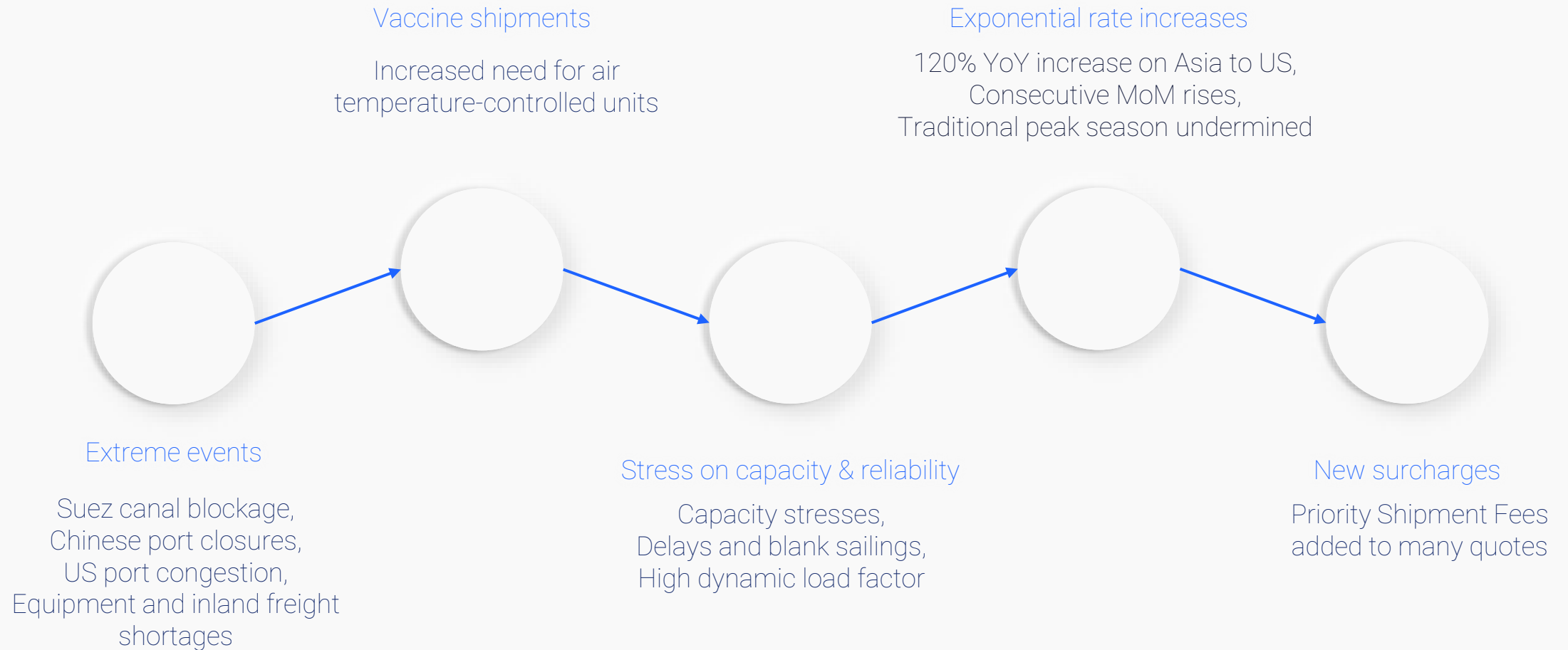


Duration: 10 minutes

**2021 ...Just When We
Thought Freight
Procurement Couldn't
Get Any More Crazy**



A look back at 2021



Product Strategy



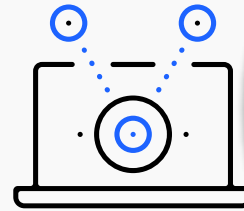
Product Strategy



Usability



Context



Action



Data Expansion

Ocean Roadmap






Xeneta Product Roadmap





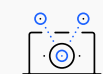
We want to support your freight procurement strategy with our [easy to use, insightful, actionable](#) platform while continually [expanding the breadth of the available data](#) so you can rely on Xeneta to be the global reference point for Ocean and Air freight pricing.






Released

-  Quick access to your favorite lanes
-  Additional Schedule Reliability data for benchmarking and procurement negotiations
-  Alliance and carrier capacity and blank sailings data to assist your tactical volume allocations
-  Monitor Priority Shipment Fees

Coming Soon

-  View Xeneta's market-leading analysis in the platform
-  Dedicated dashboards to monitor and analyze the market
-  Alerts and notifications to monitor significant market changes

Planning

-  Extract your budget outlook
-  Understand detention and demurrage
-  See emissions data alongside rates

Air Roadmap



Xeneta Product Roadmap



We want to support your freight procurement strategy with our [easy to use](#), [insightful](#), [actionable](#) platform while continually [expanding the breadth of the available data](#) so you can rely on Xeneta to be the global reference point for Ocean and Air freight pricing.

Released



AIR



View capacity and load factor data



Compare key trade lanes with "main" & "sub" airport hubs



Understand the impact of supply and demand on rates with more capacity and load factor data integration

Coming Soon



Add Temperature-controlled rates



View Xeneta's market-leading analysis in the platform



Dedicated dashboards to monitor and analyze the market



Alerts and notifications to monitor significant market changes

Planning



Air API



Extend THC options



Refine available weight break categories

Indices



Launch of XSI-C



- Launched the new XSI-C regulated index
- Short Term indices covering 8 key trade lanes
- Regulated by the EU BMR (EU Benchmarks Regulation)
- Published by our partner, Compass Technologies
- Available on Bloomberg and Reuters
- This is the most accurate and transparent daily container freight index available globally
- Get in touch if you would like to discuss index-linked contracts or hedging

EU BMR: A Stamp of Approval on Xeneta Data

- Some numbers:
 - 3 years of data checked
 - 12 decimal places
 - 10,000 data points
- Guaranteed data quality and a thorough review of our processes:
 - Audit trails
 - Expert judgment
 - Review processes
 - Accountability



Get involved

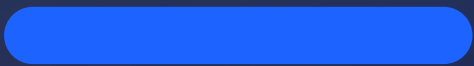


Get involved

- 🌀 Watch out for the in-app product releases
- 🌀 Check out the release notes
- 🌀 Get involved in our development programs:
 - 🌀 Discovery and design sessions
 - 🌀 Early adopter programs
- 🌀 Pass feedback to your Customer Success Manager (customersuccess@xeneta.com)
- 🌀 Book a customer interview with our Product and UX team

Thanks...

See You For The Next Update In 2022



Sarah Oliver

VP Product

sarah.oliver@xeneta.com

[Xeneta.com](https://xeneta.com)

